

RCMP Disability Pension Clients

Demographic Profile As of March 31, 2010

Prepared by: Statistics Directorate, VAC Finance Division





RCMP Disability Pension Clients

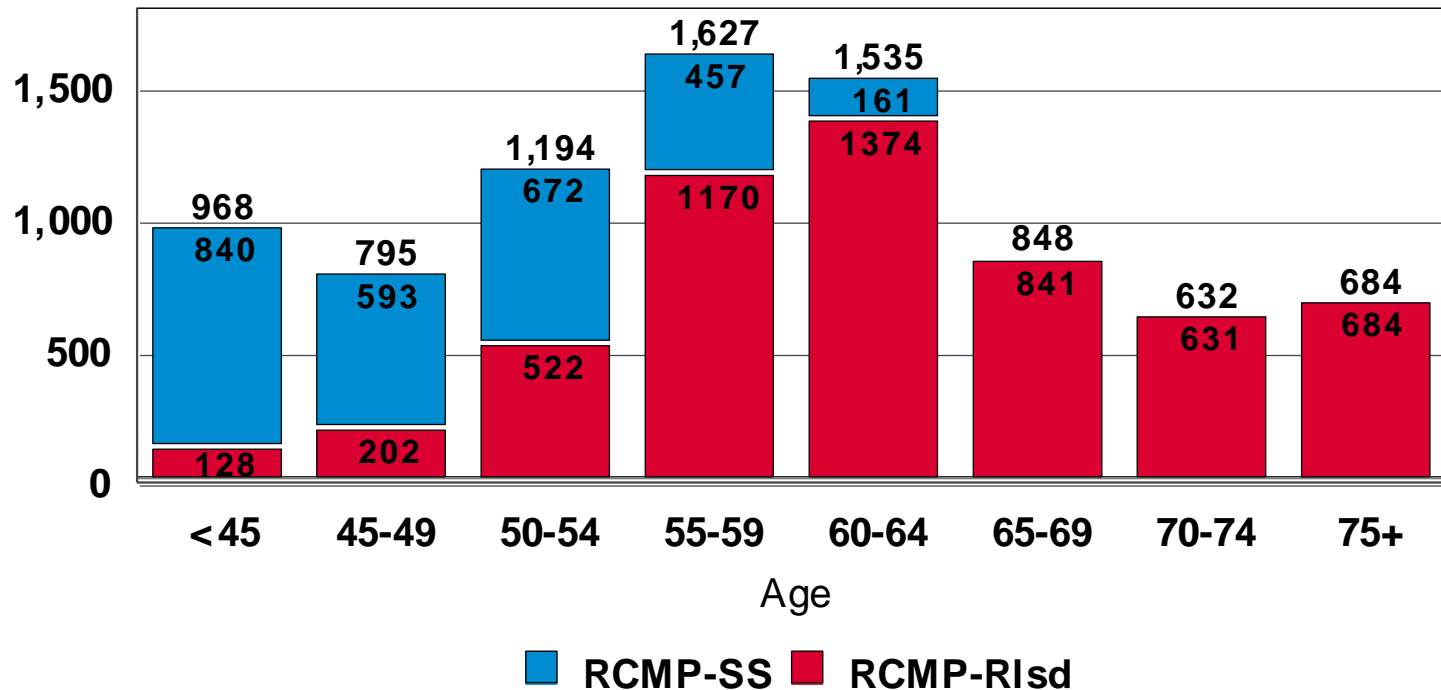
- As of 31 March 2010, there were 8,790 RCMP disability pension clients
 - ▶ 8,283 Veterans, and
 - ▶ 507 Survivors.

- 5% of VAC's total disability pension clients (175,191) were RCMP clients.

- Of the 8,283 RCMP disability pensioners
 - ▶ 2,738 were coded as still serving members*, and
 - ▶ 5,545 were coded as released*.

*Note: some clients who appear to be still serving may actually be released, but they have not yet contacted VAC with their release date.

RCMP Disability Pensioners* by Age as of March 31, 2010

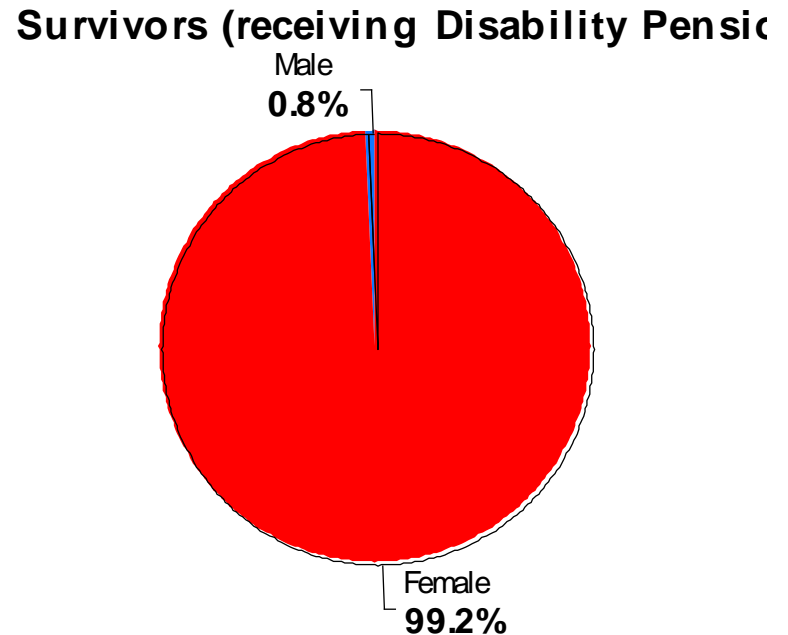
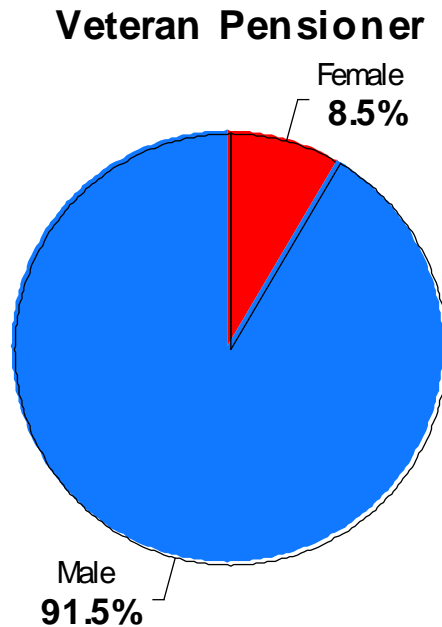


The average age of RCMP clients is 58 years.
The average age of released members is 63 years; for still serving members it's 48.

*Note: excludes survivors



RCMP Disability Pension Clients by Gender as of March 31, 2010

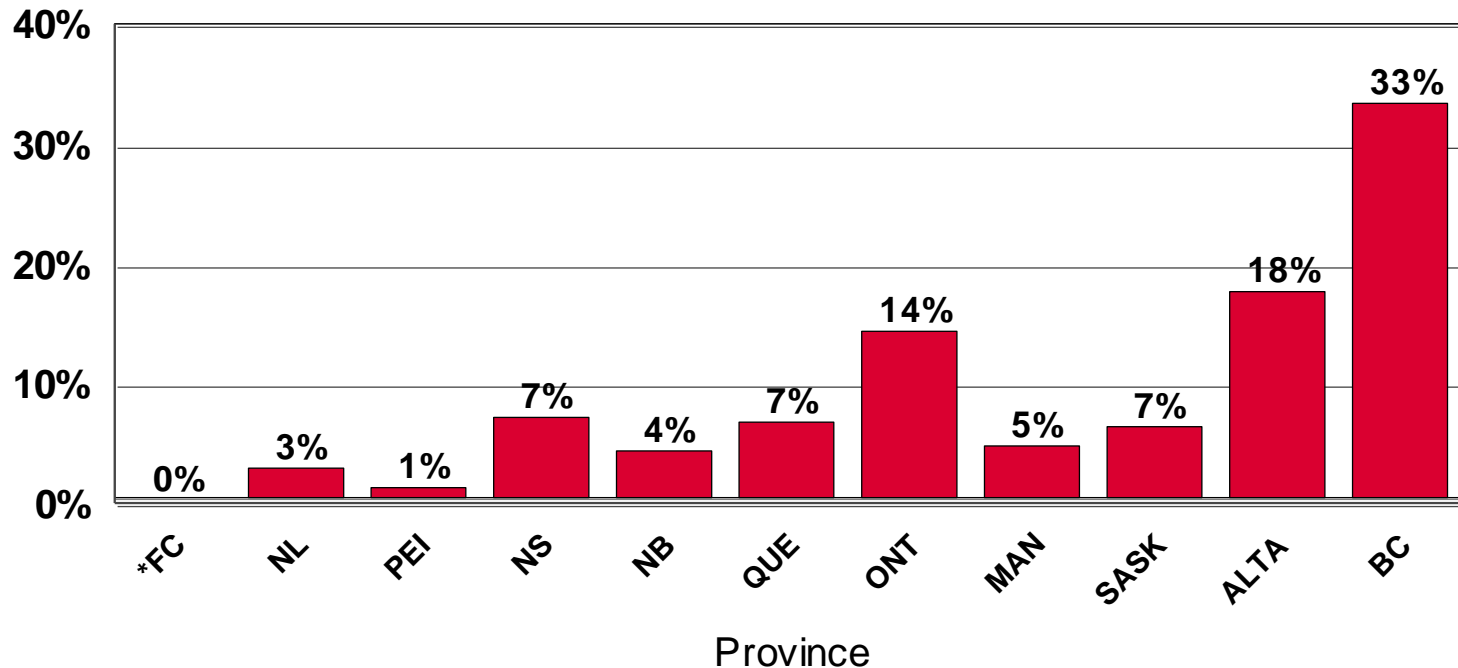


■ Female ■ Male

86% of RCMP disability pension clients are male.



RCMP Disability Pension Clients by Province of Residence as of March 31, 2010

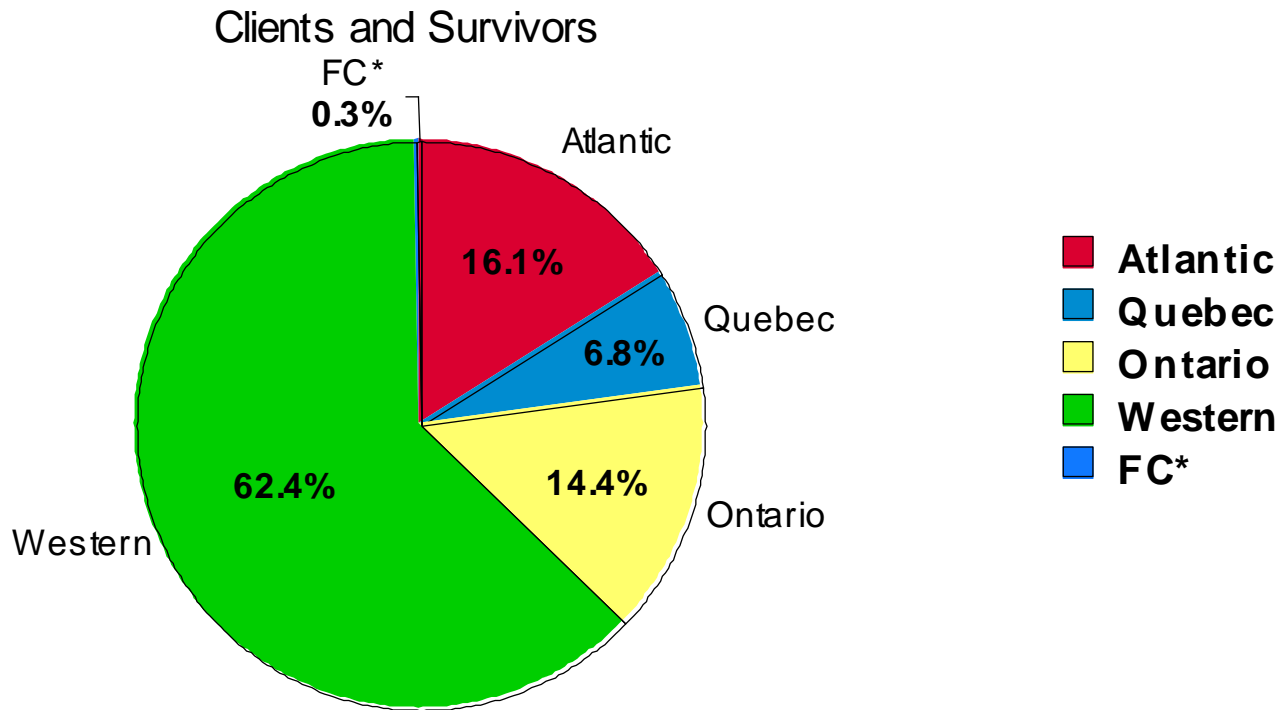


One-half of RCMP clients and survivors live in Alberta or British Columbia
Less than 1% live outside Canada; most of them are in the United States.

*FC: Foreign Countries



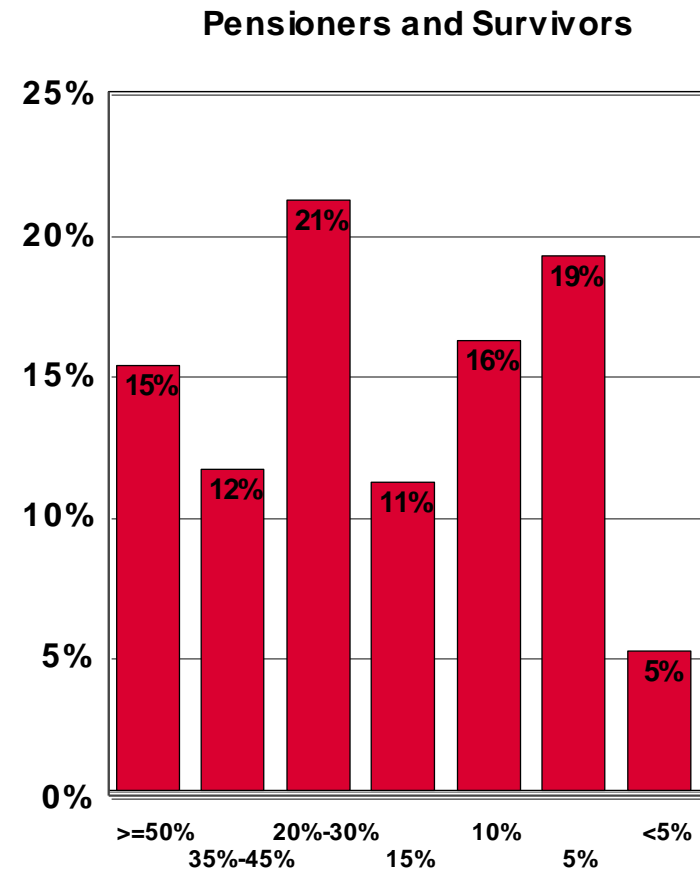
RCMP Disability Pension Clients Distribution by Region as of March 31, 2010



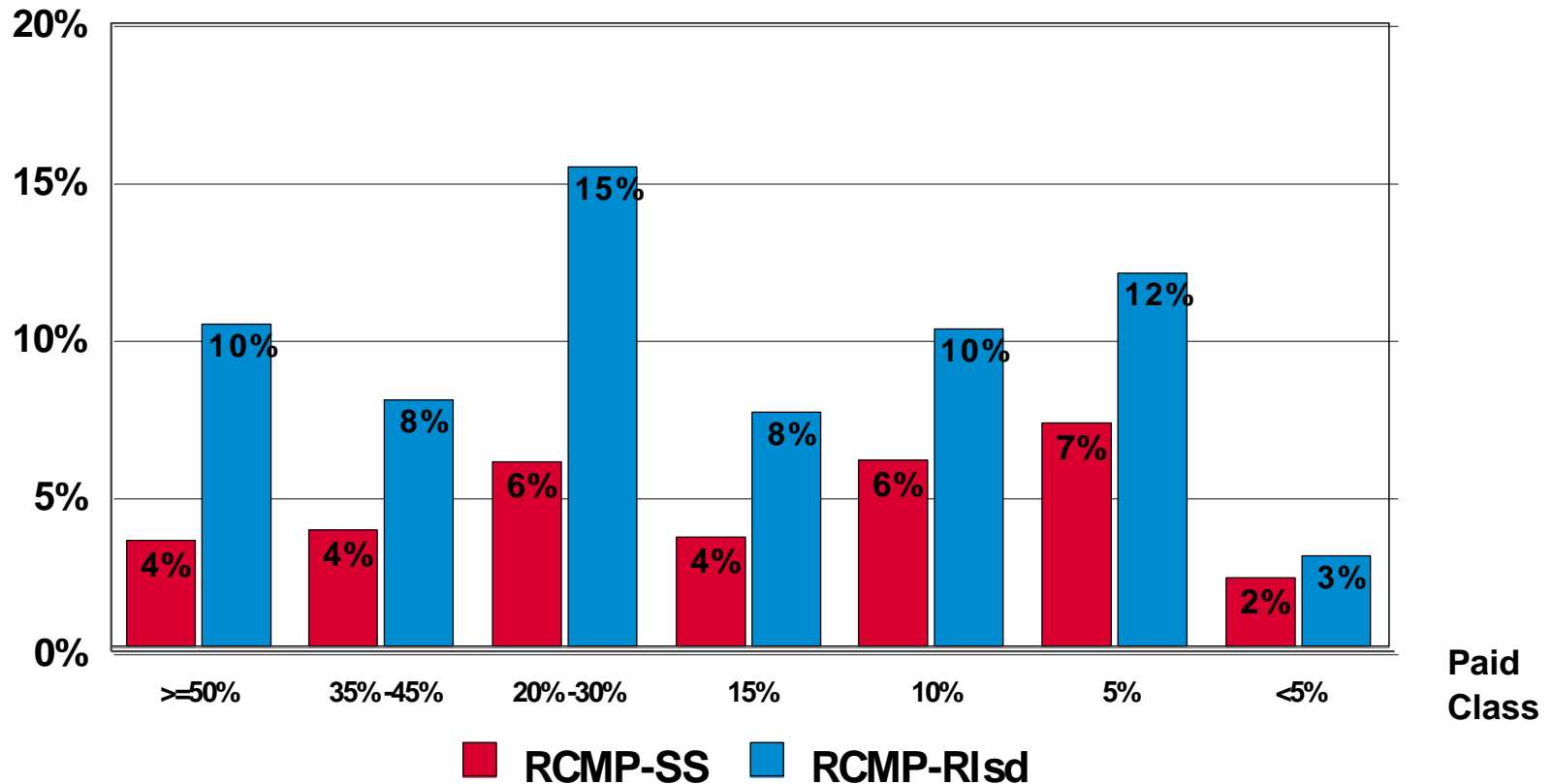
* Foreign Countries

RCMP Disability Pension Clients by Disability Class as of March 31, 2010

- Just over 15% of RCMP disability pensioners have a VAC disability pension of 50% or higher.
- 40% of RCMP disability pensioners have a disability pension of 10% or less.
- 37% of the survivors receive a full disability pension (48%-100%).



RCMP Pensioners by Disability Class & Service Status as of March 31, 2010





RCMP Disability Pension Clients by Disability Class as of March 31, 2010

Disability Class	Veteran Pensioner	Survivor Pensioner	Total
Class 1 (>98%)	85	127	212
Class 2 (93-97)	19	1	20
Class 3 (88-92)	43	3	46
Class 4 (83-87)	50	1	51
Class 5 (78-82)	55	3	58
Class 6 (73-77)	71	4	75
Class 7 (68-72)	112	7	119
Class 8 (63-67)	122	4	126
Class 9 (58-62)	166	12	178
Class 10 (53-57)	186	12	198
Class 11 (48-52)	252	16	268
Class 12 (43-47)	237	7	244
Class 13 (38-42)	406	17	423
Class 14 (33-37)	347	9	356
Class 15 (28-32)	495	14	509
Class 16 (23-27)	580	26	606
Class 17 (18-22)	708	42	750
Class 18 (13-17)	938	47	985
Class 19 (8-12)	1360	65	1425
Class 20 (5-7)	1603	90	1693
Class 21 (1-4)	448	0	448
Total	8283	507	8790



RCMP Veteran Disability Pensioners by Disability Class & Service Status as of March 31, 2010

Disability Class	RCMP Released	Still Serving
Class 1 (>98%)	70	15
Class 2 (93-97)	15	4
Class 3 (88-92)	33	10
Class 4 (83-87)	42	8
Class 5 (78-82)	46	9
Class 6 (73-77)	56	15
Class 7 (68-72)	87	25
Class 8 (63-67)	87	35
Class 9 (58-62)	117	49
Class 10 (53-57)	127	59
Class 11 (48-52)	185	67
Class 12 (43-47)	163	74
Class 13 (38-42)	255	151
Class 14 (33-37)	248	99
Class 15 (28-32)	342	153
Class 16 (23-27)	427	153
Class 17 (18-22)	513	195
Class 18 (13-17)	635	303
Class 19 (8-12)	853	507
Class 20 (5-7)	998	604
Class 21 (1-4)	253	196
Total	5552	2731



RCMP Disability Pension Clients by Mental Health Condition

- As of March 31, 2010 there were 1,847 RCMP clients with a favourable disability decision for a mental health medical condition
- This represents 22% of the 8,283 RCMP Veteran clients
- 78% of these 1,847 clients have a favourable disability decision for PTSD



RCMP Disability Pensioners by Mental Health Condition & Service Status_ March 31, 2010

